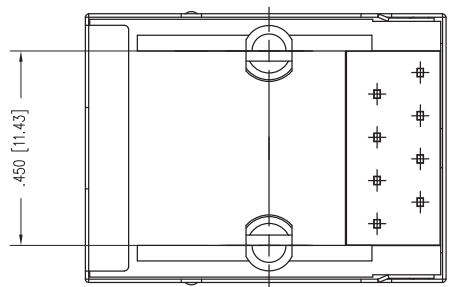
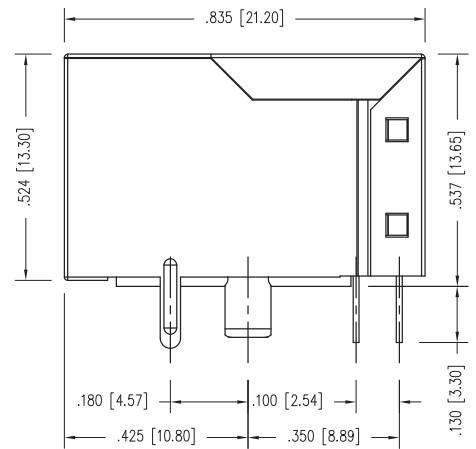
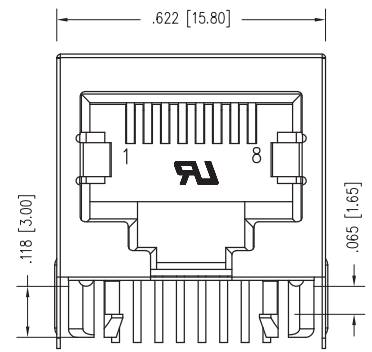


2

1

DATE	REV	ECN	APP'D. BY
5/27/22	AO	11991	JE



- NOTES:
- CONNECTOR MATERIALS**  
HOUSING: THERMOPLASTIC UL94 V-0  
CONTACT PLATING: SELECTIVE GOLD OR EQUIVALENT IN THE CONTACT AREA  
SEE CHART FOR PART NUMBER
  - OPERATING LIFE: 750 CYCLES MIN
  - DIMENSIONS AND TOLERANCES COMPLY WITH TIA-1096 STANDARD.
  - ELECTRICAL**  
VOLTAGE RATING: 150 VAC RMS  
CURRENT RATING: 1.5 AMP  
CONTACT RESISTANCE: 20 mΩ MAX  
INSULATION RESISTANCE: 1000 MΩ MIN @ 500 VDC.  
DIELECTRIC STRENGTH: 1000V DC OR AC PEAK; CONTACT TO CONTACT  
1500V DC OR AC PEAK; CONTACTS TO SHIELD
  - ENVIRONMENTAL**  
STORAGE TEMPERATURE: -40° C TO 85° C  
OPERATIONAL TEMPERATURE: -40° C TO 85° C

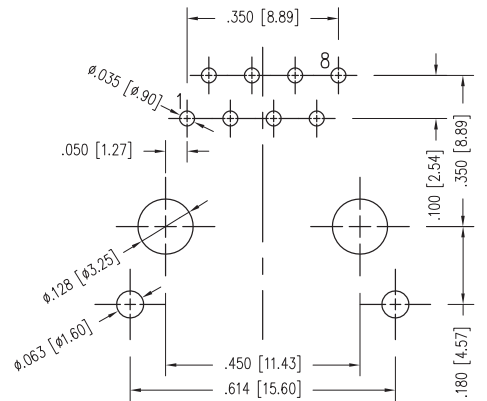
15 MICRO-INCHES [0.76um]	SS-90000-011
CONTACT PLATING IN MATING AREA	PART NUMBER

B

B

A

A



RECOMMENDED PCB FOOTPRINT (COMPONENT SIDE)



THIRD ANGLE PROJECTION		11118 Susquehanna Trail South Glen Rock, PA 17327-9199 (717) 235-7512 <a href="http://www.stewartconnector.com">http://www.stewartconnector.com</a>
DO NOT SCALE DRAWING DRAWING IS SUBJECT TO CHANGE WITHOUT NOTICE		
DIMENSIONS: INCHES (METRIC) UNLESS OTHERWISE SPECIFIED TOLERANCES ARE ±.005 [0.13] ANGLES ARE ± 1°	TITLE: RJ45 SHIELDED ESSENTIALS JACK	DRN BY: BTS DATE 03/07/22
SHEET NO. 1 OF 1	THIS DRAWING AND THE SUBJECT MATTER SHOWN THEREON ARE CONFIDENTIAL AND THE PROPRIETARY PROPERTY OF STEWART CONNECTOR AND SHALL NOT BE REPRODUCED, COPIED, OR USED IN ANY MANNER WITHOUT PRIOR WRITTEN CONSENT OF STEWART CONNECTOR. ONE OR MORE U.S. PATENTS MAY APPLY TO THIS PRODUCT. FOR DETAILS, PLEASE VISIT: <a href="http://BELFUSE.COM/STEWART/STEWART_PATENTS/">HTTP://BELFUSE.COM/STEWART/STEWART_PATENTS/</a>	APPD BY: JE DATE 05/27/22
		DWG NO. CT900011 REV. AO

2

1

AutoCAD