THIS DRAWING IS UNPUBLISHED. RELEASED FOR PUBLICATION -,- .
© COPYRIGHT - By - ALL RIGHTS RESERVED.

REVISIONS

P	LTR	DESCRIPTION	DATE	DWN	APVD
	E5	REVISED PER ECR-21-103027	24MAY2021	KS	DZ

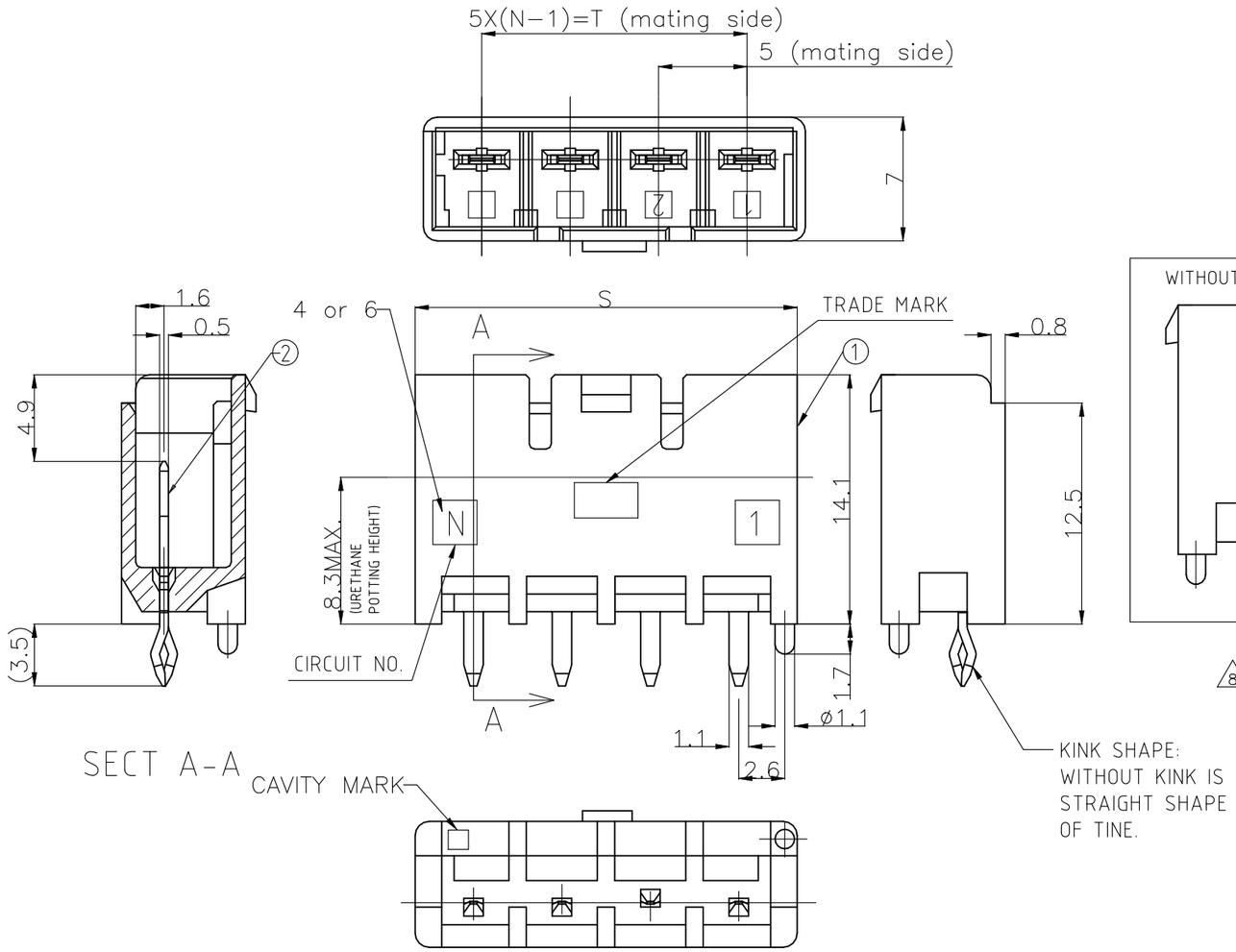

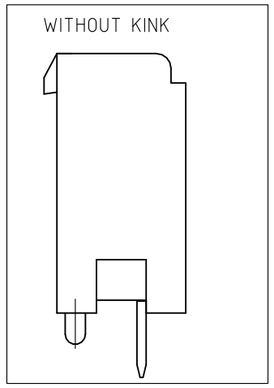

THE TYPE OF KEYING

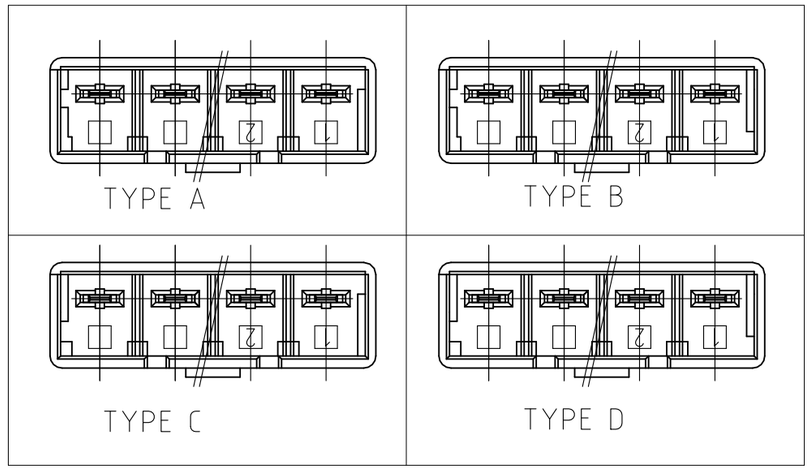

8 9	25	31.6	6	1376391-1	WITH KINK	TYPE A	NATURAL	5Pos	7-1376385-1
7	25	31.6	6	1376391-1	WITH KINK	TYPE A	NATURAL	5Pos	6-1376385-1
6	25	31.6	6	1376391-1	WITHOUT KINK	TYPE A	NATURAL	6Pos	5-1376385-1
6	25	31.6	6	3-1376391-4	WITH KINK	TYPE D	YELLOW	6Pos	3-1376385-4
6	25	31.6	6	2-1376391-3	WITH KINK	TYPE C	BLUE	6Pos	2-1376385-3
6	25	31.6	6	1-1376391-2	WITH KINK	TYPE B	RED	6Pos	1-1376385-2
6	25	31.6	6	1376391-1	WITH KINK	TYPE A	NATURAL	6Pos	1376385-1
6	15	21.6	4	1376390-1	WITH KINK	TYPE A	NATURAL	4Pos	1376384-6
5	15	21.6	4	1376390-5	WITH KINK	TYPE A	NATURAL	4Pos	1-1376384-6
5	15	21.6	4	1-1376390-5	WITH KINK	TYPE B	RED	4Pos	1-1376384-5
6	15	21.6	4	1376390-1	WITHOUT KINK	TYPE A	NATURAL	4Pos	5-1376384-1
6	15	21.6	4	3-1376390-4	WITH KINK	TYPE D	YELLOW	4Pos	3-1376384-4
6	15	21.6	4	2-1376390-3	WITH KINK	TYPE C	BLUE	4Pos	2-1376384-3
6	15	21.6	4	1-1376390-2	WITH KINK	TYPE B	RED	4Pos	1-1376384-2
6	15	21.6	4	1376390-1	WITH KINK	TYPE A	NATURAL	4Pos	1376384-1
	T	S	N	MATING CONN. P/N 3	WITH/WITHOUT KINK	TYPE OF KEYING	Color	Pos	PART NO.
	DIMENSION								

2	HEADER HOSING	6/6 NYLON GRASS FILLED/ NYLON 6
1	TAB	COPPER ALLOY TIN PLATED
NO.	NAME	MATERIAL

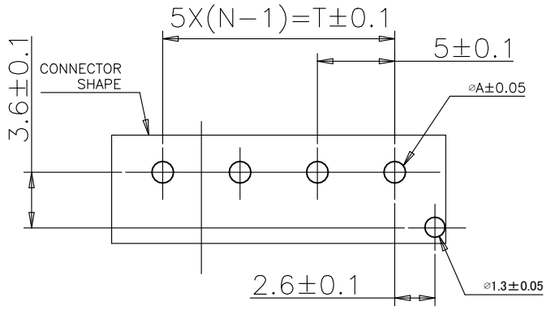

PUNCHING	1.25
DRILLING	1.4
	DIM A

1 RECOMMENDED PCB HOLES

1 RECOMMENDED P.C.B LAY OUT.
2 APPLICABLE P.C.B. THICKNESS:1.6.

3 MATING CONN. P/N
PLUG HOUSING :SEE TABLE.

4 PARTS COMPLY WITH GLOW WIRE REQUIREMENT FOR PARTS OF NON-METALLIC MATERIAL SUPPORTING A CURRENT-CARRYING CONNECTION DETAILED IN IEC 60335-1, SECTION 30 (GWT).

5 NYLON 6, GWT, V-2.

6 NYLON 66, GWT, V-0.

7 THE PART 6-1376385-1 IS THE SAME AS 1376385-1 BUT REMOVE THE SECOND PIN.

8 THE PART 7-1376385-1 IS THE SAME AS 1376385-1 BUT REMOVE THE FOURTH PIN.

9 PRELIMINARY - NOT FOR PRODUCTION.

THIS DRAWING IS A CONTROLLED DOCUMENT.

DIMENSIONS: mm

TOLERANCES UNLESS OTHERWISE SPECIFIED:
0 PLC ± 0.2
1 PLC ±
2 PLC ±
3 PLC ±
4 PLC ±
ANGLES ± 1°

MATERIAL: SEE TABLE

FINISH: SEE TABLE

DWN	A.OISHI	28AUG'00
CHK	Y.KASHIWA	28AUG'00
APVD	Y.KASHIWA	28AUG'00
PRODUCT SPEC	108-5699	
APPLICATION SPEC	114-5292	
WEIGHT		

TE Connectivity

NAME: 5.0 POWER KEY CONNECTOR 4P HEADER ASSEMBLY

SIZE	CAGE CODE	DRAWING NO	RESTRICTED TO
A3	00779	C-1376384	—

CUSTOMER DRAWING | SCALE 3:1 | SHEET 1 OF 1 | REV E5