LOOSE PIECE		TAPE MOUNTED		SPECIFICATIONS							
MATERIAL NUMBER	ENGINEERING NUMBER	MATERIAL NUMBER	ENGINEERING NUMBER	STUD SIZE	"S" ±.005 [0.13]	"W" ±.010 [0.25]	"C" MIN.	"L" MAX.	"D" ±.005 [0.13]	"H"	STOCK ±.001 [0.025] THICKNESS
191150042	C-8710-06	191150043	C-8710-06T	6	.146 [3.71]	.250 [6.35]	.230 [5.84]	.970 [24.64]	.114 [2.90]	.980 [24.89]	.040 [1.02]

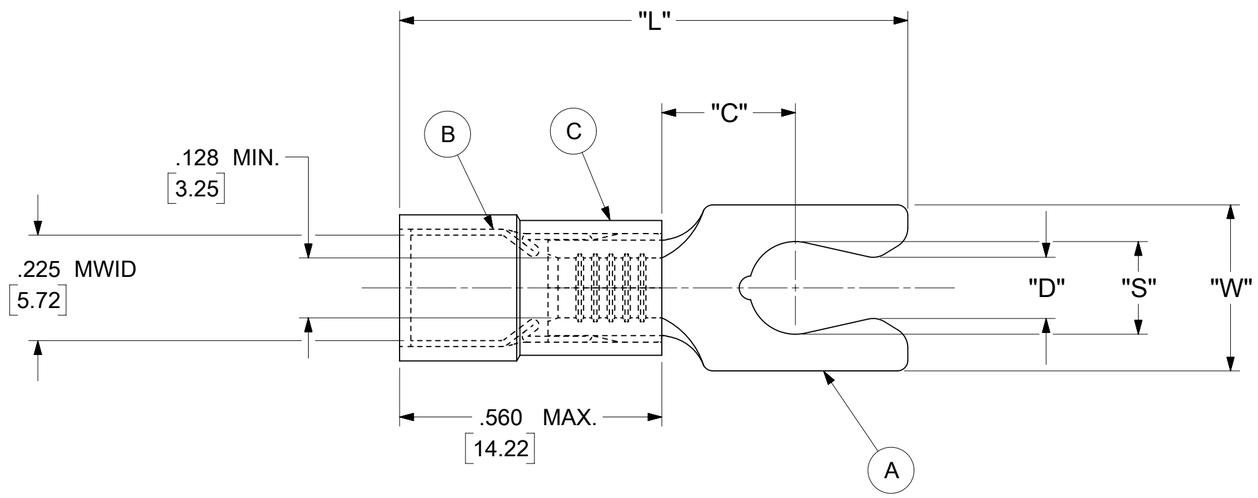

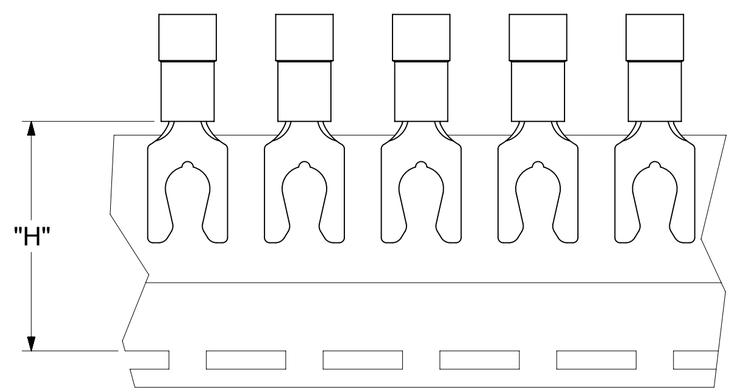

PARTS ON TAPE

NOTES:

1. MATERIAL:
   (A). SNAP SPADE TONGUE TERMINAL: COPPER
   PLATING: ELECTRO-TIN (.0003 MIN.)
   (B). TIN-PLATED BRASS FUNNEL FERRULE
   (C). INSULATION: NYLON (YELLOW)
2. MWID: MAXIMUM WIRE INSULATION DIAMETER
3. WIRE SIZE: 12 -10 AWG
   4.0 -6.0 MM^2
4. "UL" LISTING #E32244
   "CSA" LISTING #18689
5. ALL DIMENSIONS IN INCHES/[MM].
6. PARTS ARE ROHS COMPLIANT.
7. DIMS. SHOWN ARE FOR REFERENCE ONLY.

DOCUMENT STATUS	P1	RELEASE DATE	2019/08/05 20:29:45

SYMBOLS: = 0

THIS DRAWING CONTAINS INFORMATION THAT IS PROPRIETARY TO MOLEX ELECTRONIC TECHNOLOGIES, LLC AND SHOULD NOT BE USED WITHOUT WRITTEN PERMISSION

DIMENSION UNITS: INCH/MM
SCALE: NTS

GENERAL TOLERANCES (UNLESS SPECIFIED)

	MM	INCH
4 PLACES	± ---	± ---
3 PLACES	± ---	± .005
2 PLACES	± 0.13	± .01
1 PLACE	± 0.25	± ---
0 PLACES	± ---	± ---
ANGULAR TOL	± 0.5 °	

DRAFT WHERE APPLICABLE MUST REMAIN WITHIN DIMENSIONS

CURRENT REV DESC: MIGRATION TO ECTR/NX

EC NO: 620952
DRWN: ABENJAMINLW 2019/06/27
CHK'D: GROJAS01 2019/07/19
APPR: JMACNEIL 2019/08/05

INITIAL REVISION:
DRWN: JJ 1984/11/13
APPR: JMACNEIL 2019/08/05

THIRD ANGLE PROJECTION | DRAWING: C-SIZE | SERIES: 19115

molex

SNAP SPADE SHORT
TONGUE TERMINAL AVIKRIMP - 800 SERIES

PRODUCT CUSTOMER DRAWING

DOCUMENT NUMBER	DOC TYPE	DOC PART	REVISION
191150041	PSD	000	A

MATERIAL NUMBER	CUSTOMER	SHEET NUMBER
SEE TABLE	GENERAL MARKET	1 OF 1

FORMAT: Eng-lega-master-tb-prod-C
REVISION: D
DATE: 2018/01/18

FILE NO.	C-CD-805-02

NOTES:

① MAT'L: COPPER (STOCK TKN. .040 ±.001 / 1.02)
PLATING: ELECTRO TIN (.0003 MIN)

② TIN-PLATED BRASS FUNNEL FERRULE

③ NYLON INSULATION (COLOR CODED YELLOW)

STUD SIZES: (±.005)

02 = .094
04 = .119
06 = .146
08 = .173
10 = .198
14 = .265
56 = .328
38 = .390

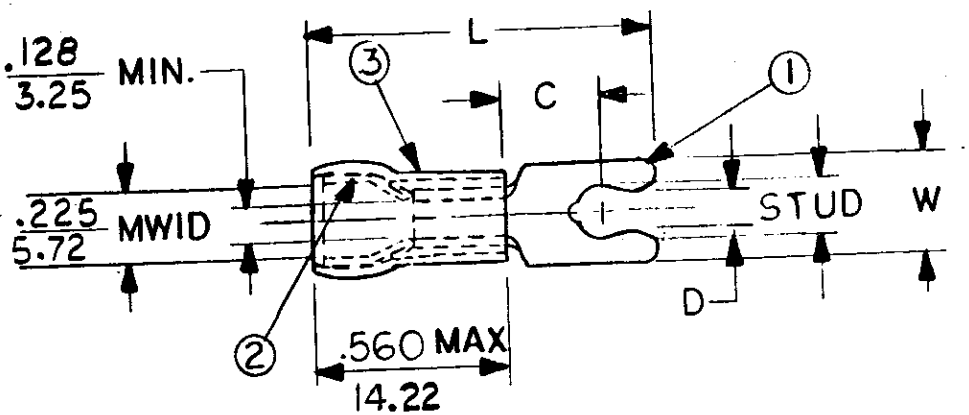

"UL" LISTING #E32244
"CSA" LISTING #18689

WIRE SIZE: 12 - 10 AWG
4.0 - 6.0 MM²

ALL DIMENSIONS = INCHES / MM

(MWID) = DENOTES MAXIMUM WIRE INSULATION DIAMETER

PART NUMBER	"W" ±.010	"C" MIN.	"L" MAX.	"D" ±.005			AVAILABLE STUD SIZES	
C-8710-	.250 / 6.35	.230 / 5.84	.970 / 24.64	.105 / 2.68			05 (.127 ±.005 / 3.23)	
C-8710-	.250 / 6.35	.230 / 5.84	.970 / 24.64	.114 / 2.90			06	

DIMENSIONAL TOLERANCES UNLESS OTHERWISE SPECIFIED			REFERENCE	SCALE: NTS	DATE	TITLE:	
FRAC.	DEC.	ANG.		DRWN. BY: JJ	11·13·84	SNAP SPADE SHORT TONGUE TERMINAL AVIKRIMP 800-SERIES	ETC molex INCORPORATED
±	±	±		CHKD. BY: GZ	11·26·84		DWG. NO. A CUSTOMER DWG
				APPRD. BY:			