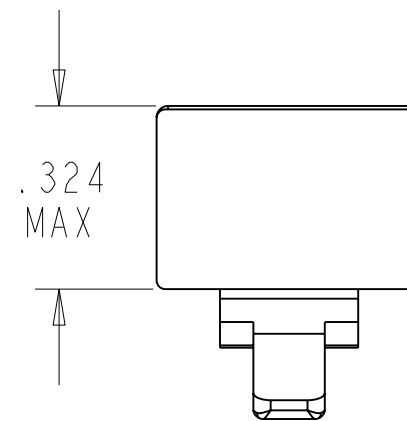
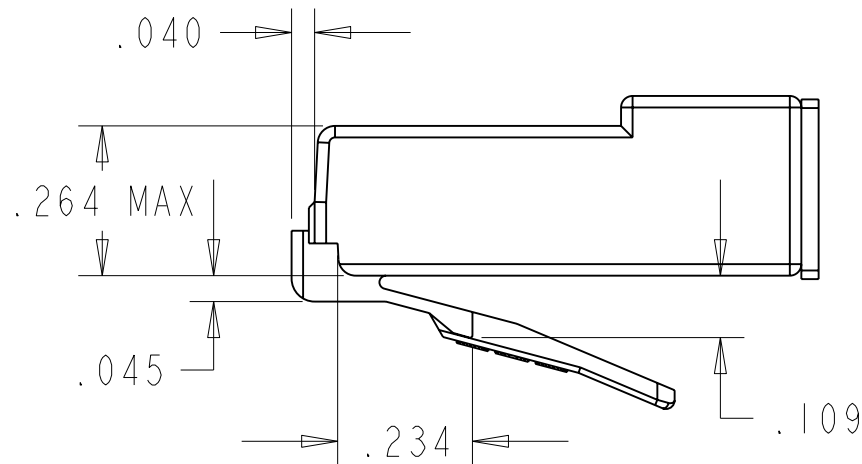
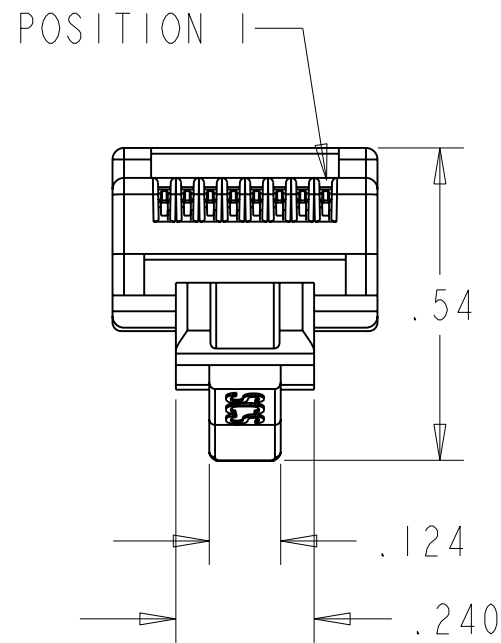
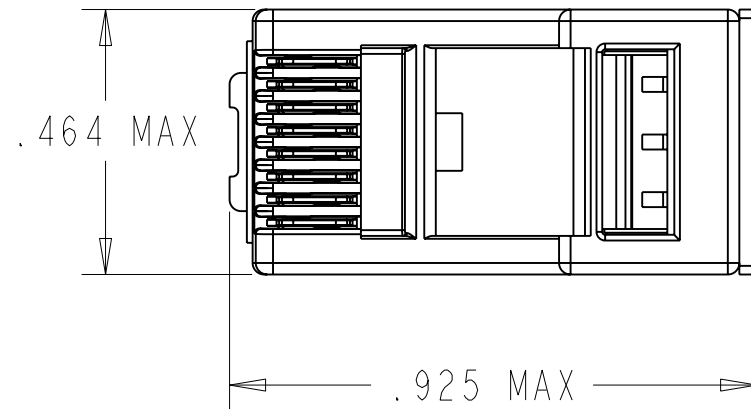
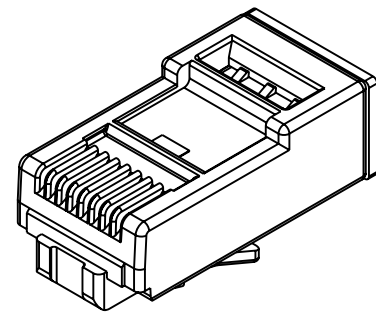


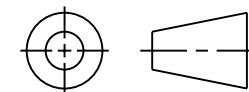
DATE	REV.	ECN	APP'D BY
3-7-22	A0	11941	GL



- NOTES:
 1. MATERIALS:
 PLUG BODY: CLEAR POLYCARBONATE, UL 94-V0
 CONTACTS: COPPER ALLOY, SELECTIVE GOLD PLATING
 RESISTOR: 120 OHMS
 2. FOR PRODUCT SPECIFICATION SEE PR0026-01

1/2-3/6	50 MICRO-INCHES [1.27um]	ASY39100-003
3/6	50 MICRO-INCHES [1.27um]	ASY39100-002
1/2	50 MICRO-INCHES [1.27um]	ASY39100-001
RESISTOR	CONTACT PLATING IN MATING AREA	PART NUMBER

THIRD ANGLE PROJECTION



11118 Susquehanna Trail South
 Glen Rock, PA 17327-9199
 (717) 235-7512
<http://www.stewartconnector.com>

DO NOT SCALE DRAWING
 DRAWING IS SUBJECT TO
 CHANGE WITHOUT NOTICE

TITLE: RJ45 TERMINATOR

DIMENSIONS: INCHES [METRIC]
 UNLESS OTHERWISE SPECIFIED
 TOLERANCES ARE ±.005 [0.13]
 ANGLES ARE ±1°

THIS DRAWING AND THE SUBJECT MATTER SHOWN THEREON
 ARE CONFIDENTIAL AND THE PROPRIETARY PROPERTY OF
 STEWART CONNECTOR AND SHALL NOT BE REPRODUCED,
 COPIED, OR USED IN ANY MANNER WITHOUT PRIOR WRITTEN
 CONSENT OF STEWART CONNECTOR. ONE OR MORE U.S. PATENTS
 MAY APPLY TO THIS PRODUCT. FOR DETAILS, PLEASE
 VISIT: [HTTP://BELFUSE.COM/STEWART/STEWART_PATENTS/](http://BELFUSE.COM/STEWART/STEWART_PATENTS/)

DRN BY:	JE	DATE	11/12/21
APPD BY:	GL	DATE	3/7/22
DWG. NO.	CT390241	REV.	A0



SHEET NO. 1 OF 1