THIS DRAWING IS UNPUBLISHED. RELEASED FOR PUBLICATION – ,– .
© COPYRIGHT – BY TYCO ELECTRONICS CORPORATION. ALL RIGHTS RESERVED.

LOC	DIST
ES	00

REVISIONS

P	LTR	DESCRIPTION	DATE	DWN	APVD
	A	REVISED PER ECR–08–013882	03JUN2008	A.S	S.Y

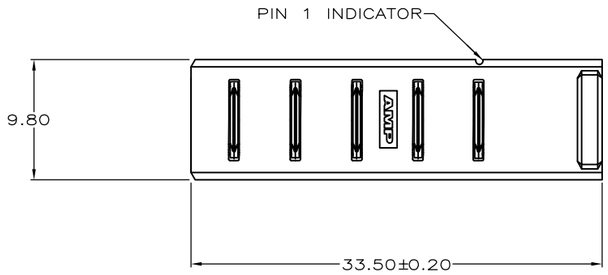

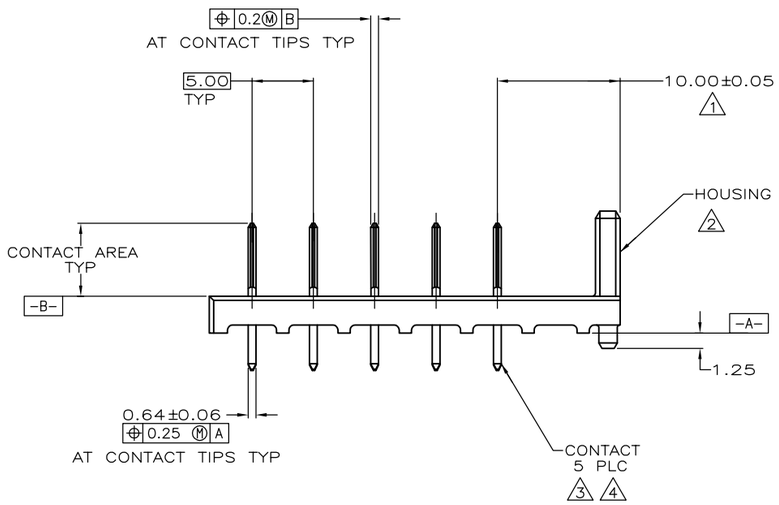

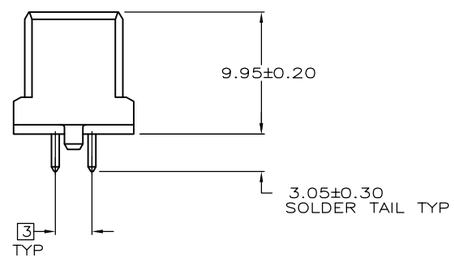

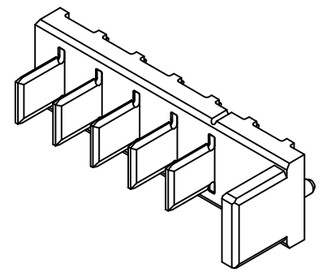

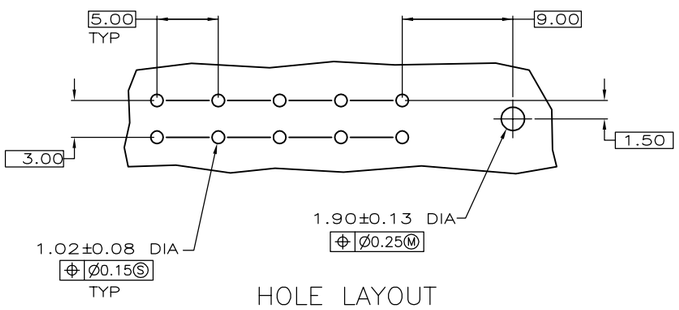

HOLE LAYOUT

1. COORDINATE DIMENSION APPLIES FROM CENTER OF ACTUAL FEATURE.
2. HOUSING: POLYPHTHALAMIDE, COLOR BLACK.
3. FINISH:
   2.54um MIN TIN ON SOLDER TAIL OVER
   1.90um MIN NICKEL ALL OVER.
4. CONTACTS: BRASS

5787419–1
PART NO

THIS DRAWING IS A CONTROLLED DOCUMENT.

DIMENSIONS: mm

TOLERANCES UNLESS OTHERWISE SPECIFIED:

0 PLC	± –
1 PLC	± –
2 PLC	± 0.13
3 PLC	± –
4 PLC	± –
ANGLES	± –

MATERIAL 2 4

FINISH 3

DWN	S.KLINE	03/16/95
CHK	S.KLINE	03–17–95
APVD	S.KLINE	03–17–95
PRODUCT SPEC	108–1501	
APPLICATION SPEC	114–24005	
WEIGHT	–	

Tyco Electronics — Tyco Electronics Corporation, Shanghai PRC

NAME: HEADER ASSEMBLY, VERTICAL, 5mm ¢ 5 POSN, SINGLE KEY, 10.8V, STRAIGHT SOLDER TAILS, BATTERY INTERCONNECT

SIZE	CAGE CODE	DRAWING NO	RESTRICTED TO
A3	00779	C–5787419	–

CUSTOMER DRAWING | SCALE 2:1 | SHEET 1 OF 1 | REV A

AMP 1470–19 REV 31MAR2000